Wetlands (2025) 45:19
https://doi.org/10.1007/s13157-025-01900-4

ORIGINAL RESEARCH ARTICLE

Regional Variation in *Phragmites australis* Reproductive Traits and Seedling Performance in North America

Sean F.H. Lee[1] · Melissa K. McCormick[2] · Thomas J. Mozdzer[3] · Keith Clay[1] · Emily C. Farrer[1]

Received: 8 May 2024 / Accepted: 13 January 2025 / Published online: 31 January 2025
© The Author(s) 2025

Abstract

Seedling recruitment is an important mode of establishment utilized by many invasive plants. In widespread invasive plants, regional variation in the rates of seedling recruitment can contribute to differences in invasion intensity across regions. In this study, we examined regional variation in reproductive traits and seedling performance in a cosmopolitan invasive wetland grass, *Phragmites australis*. We tested whether nitrogen levels and regions with different histories and intensities of invasion would affect reproductive traits and seedling performance. We sampled invasive *Phragmites* inflorescences from 34 populations across three regions in North America: The Northeast (old, most intense invasion), the Midwest (recent, intense invasion), and Southeast (recent, sparse invasion). We hypothesized that Northeast *Phragmites* populations would have the highest reproductive output and seedling performance, and that populations experiencing high nitrogen pollution would have higher reproductive output and seedling performance under high nitrogen conditions. We found that populations in the Northeast had the highest inflorescence mass, as expected. We also found that despite sparse distribution of *Phragmites* in the Southeast, populations from the Southeast displayed a high potential for sexual reproduction. However, increasing watershed-level nitrogen (kg/km^2) decreased percent seed germination in Southeastern populations, suggesting that Southeastern populations are sensitive to rising nitrogen levels. While elevated nitrogen improved seedling performance through increased belowground growth in Southeastern *Phragmites* seedlings, elevated nitrogen decreased belowground growth in Midwestern seedlings. These results suggest that the southeastern region of North America may be primed to become an emergent invasion front of *Phragmites*, warranting more research into the possible management of *Phragmites* spread in the region.

Keywords Biological invasions · *Phragmites australis* · Common reed · Nutrient pollution · Wetland invasion · Seedling recruitment

Introduction

Plants with cosmopolitan distributions often exhibit regional phenotypic variation across a variety of growth and reproductive traits (Weber and Schmid 1998; García-Nogales et al. 2016; McAssey et al. 2016; Xiao et al. 2019; Leal-Saénz et al., 2020). Due to founder effects and inbreeding, invasive plants can often have lower genetic diversity than native range populations (reviewed in Hernández-Espinosa et al. 2022). However, as the range of invasive plants expands, rapid evolution of growth and defense related traits also increases (reviewed in Felker-Quinn et al. 2013). Regional variation in traits aiding in expansion, invasiveness, and competitive ability can lead to invasion hotspots. Invasive plants such as *Spartina alterniflora* and *Phytolacca americana* display latitudinal variation in growth traits such as plant height and the culm/stem density which may contribute to their invasiveness in Eurasia (Liu et al. 2016; Xiao et al. 2019). Understanding regional variation in the traits of invasive species can allow us to better understand variation in invasive success and ultimately inform region-specific management plans (Pyšek and Richardson 2007; Pyšek et al. 2009; Pyšek and Richardson 2010; Colautti and Barrett 2013; Xiao et al. 2019).

✉ Sean F.H. Lee
slee38@tulane.edu

[1] Department of Ecology and Evolutionary Biology, Tulane University, New Orleans, LA, USA

[2] Smithsonian Environmental Research Center, 647 Contees Wharf Rd, Edgewater, MD 21037, USA

[3] Department of Biology, Bryn Mawr College, Bryn Mawr, PA, USA

Plant fecundity (the output of sexual reproductive propagules), germination, and early seedling performance are key traits that can determine invasiveness and that can exhibit regional variation. Fecundity traits can affect propagule pressure, which is one of the primary drivers in biological invasions (Colautti et al. 2006; Simberloff 2010). For example, *S. alterniflora* (Liu et al. 2020), *Ambrosia artimesiifolia* (Zhou et al. 2021), *Ambrosia trifida* (Hovick et al. 2018), *Phytolaca americana* (Xiao et al. 2019) exhibit regional variation in reproductive traits, which can lead to regional variation in seedling recruitment and differential rates of invasive expansion within the introduced range. Germination ability, seedling establishment, and survival have also been found to be important characteristics of invasive plants (Pyšek and Richardson 2007). The seedling stage represents a particularly vulnerable stage in a plant's life history, and a quick transition from relying on seed provisions to environmental sources of nutrients increases the chances of seedling survival (Leck et al. 2008; Silvertown 2008; Kettenring and Whigham 2018). Regional variation in germination and seedling performance has been observed across a variety of plant growth forms and in both native and invasive species, including native trees such as teak (*Tectona grandi*s, Jayasankar et al. 2003) and soapbark (*Quillaja saponaria*, Magni et al. 2019), native and invasive maples (*Acer spp.*, Lamarque et al. 2015), non-native black locust (*Robinia pseudoacacia*, Roman et al. 2022), non-native forbs (*Arabidopsis thaliana*, Samis et al. 2019) and native and invasive smooth cordgrass (*Spartina alterniflora*, Liu et al. 2020). One study also demonstrated that a species with higher seed provisioning in its invasive vs. native range, resulted in higher seedling performance in the invasive range (Hierro et al. 2013). Overall, understanding fecundity, germination, and early seedling performance across invasive ranges can help identify invasion hotspots and areas of potentially rapid expansion.

Global industrialization over the last 200 years has increased the rate of anthropogenic pollution resulting in excess deposition of nutrients into the environment (reviewed in Burkholder & Gilbert 2013). Anthropogenic nitrogen deposition is altering nitrogen dynamics in habitats worldwide, adding an additional layer of complexity to biological invasions (Canfield et al. 2010; Stevens et al. 2015). Increases in nitrogen can release plants from nutrient limitation and favor faster growing invasive plants that outcompete natives as seen with *Phalaris arundinacea* (Martina & Von Ende 2013) and *Molinia caerulea* (Tomassen et al. 2004). Wetlands often accumulate high concentrations of nitrogen from industrial and agricultural run-off and as a result can become areas of nitrogen saturation (Galloway et al. 2004; Withers et al. 2014; Fowler et al. 2015). This accumulation of nitrogen in wetlands may explain why wetlands are disproportionately affected by biological invasions as they make up 6% of Earth's landmass but are home to 24% of the world's most invasive plants (Zedler and Kercher 2004). Because anthropogenic pollution is often linked to biological invasions, understanding the nature of this relationship can inform current invasion dynamics and help us predict how they may change in the future.

Common reed, *Phragmites australis* (Cav.) Trin. ex Steud. is one of the most widespread plants on Earth and is found on every continent except Antarctica (Packer et al. 2017). In North America, the Eurasian lineage of *P. australis* (hereafter referred to as *Phragmites*) is rapidly becoming the most impactful invasive wetland plant (Chambers et al. 1999; Saltonstall 2002; Burdick and Konisky 2003; Buchsbaum et al. 2006; Lambertini et al. 2012a). Although some studies suggest evidence of multiple introductions of *Phragmites* into North America (Saltonstall et al. 2010; Meyerson and Cronin 2013), the earliest herbarium samples of *Phragmites* indicate that it was first introduced to the Mid-Atlantic region in the 19th century, and was first described in 1876, being found near ballast ground in Camden, New Jersey (Saltonstall 2002). *Phragmites* is now present across much of North America, but regional variation in distribution and invasion intensity exists (Saltonstall 2002; Kettenring et al. 2012). In the Northeast/Mid-Atlantic where the residence time of *Phragmites* is the longest, *Phragmites* invasion has rapidly spread across inland and coastal wetlands and has become a major threat to native wetland floral and faunal diversity (Chambers et al. 1999; Saltonstall 2002; Silliman and Bertness 2004; Buchsbaum et al. 2006; Kirk et al. 2011; Lazaran et al. 2013). In the Midwest, the invasion of Eurasian *Phragmites* is only a few decades old, but the spread and increase in *Phragmites* abundance has led to a decrease in native avian, nekton, and plant biodiversity and abundance (Lynch and Saltonstall 2002; Wilcox et al. 2003; Trebitz and Taylor 2007; Price et al. 2014; Whyte et al. 2015; Robichaud and Rooney 2017; Montgomery et al. 2020). *Phragmites* has also begun to colonize parts of the southwestern US (Meyerson et al. 2010; Lambert et al. 2016; Saltonstall et al. 2016) and has quickly become dominant in native wetlands in the Great Salt Lake in Utah (Kulmatiski et al. 2011; Long et al. 2017; EDDMapS 2024). However, the distribution of *Phragmites* in the Southeast and South-Central regions of the United States is rather sparse and patchy, and there have been few studies describing the ecological impact of *Phragmites* in this area (White et al. 2004; Meyerson et al. 2010; Hauber et al. 2011; EDDMapS 2024). One common garden study found that *Phragmites* growth tended to decrease with latitude, but flowering frequency tended to increase, suggesting that *Phragmites* fecundity may be even higher in southern populations (Mozdzer et al. 2016). Furthermore, environmental suitability modelling suggests that *Phragmites* is well-suited climatically to flourish in the Southeast and South-Central regions of the United States (Guo et al. 2013).

There is growing evidence that seedling recruitment is the primary mode of *Phragmites* establishment throughout much of North America. While *Phragmites* can disperse and establish new populations via vegetative propagules (rhizomes & culm fragments), these modes of dispersal are more stochastic and dependent on local hydrological conditions (Hudon et al. 2005; Meyerson et al. 2014). Studies suggest that the establishment of most new populations in the Northeast, Mid-Atlantic, and Midwest is through seedling recruitment (Brisson et al. 2010; Kirk et al. 2011; Albert et al. 2015; Kettenring et al. 2015; Fant et al. 2016). Once local genetic diversity is sufficient to overcome pollen limitation, *Phragmites* has a propensity for high sexual reproductive output (McCormick et al. 2010; Kettenring et al. 2011). *Phragmites* displays regional phenotypic variation in traits in both its invasive range (height, density, etc.) in North American and its native range in Eurasia as common garden studies demonstrate variation in growth traits across regional scales (Clevering et al. 2001; Achenbach et al. 2012; Eller and Brix 2012; Ren et al. 2020). Despite the importance of seedling recruitment in the establishment of new *Phragmites* populations in the Midwest (Fant et al. 2016), Northeast (Brisson et al. 2010; Kirk et al. 2011; Albert et al. 2015), and Mid-Atlantic (Kettenring and Whigham 2018), comparisons of *Phragmites* fecundity and seedling performance across regions have not been explored.

Phragmites thrives in high nitrogen environments, which often shifts competitive interactions in its favor when competing against native wetland plants (Minchinton and Bertness 2003; Rickey and Anderson 2004; Mozdzer et al. 2010; Mozdzer and Megonigal 2012). Elevated nitrogen can boost *Phragmites* fecundity by increasing the mass of individual inflorescences (Rickey and Anderson 2004), the number of inflorescences per plant, and the number of florets per inflorescence (Kettenring and Whigham 2009; Kettenring et al. 2011). Chronic nitrogen pollution may increase maternal seed provisioning and increase seed quality (seed viability, and seed mass) as seen across many commercial and wild grass species (Torres et al. 2009; Ronnenberg et al. 2011; Wang et al. 2022; but see Kettenring and Whigham 2009; Kettenring et al. 2011). Increased nitrogen availability promotes *Phragmites* seedling growth across a wide geographic sampling in Europe (Clevering 1999). In North America localized studies on the effects of nitrogen on *Phragmites* fecundity and seedling performance demonstrated that Mid-Atlantic and Midwestern populations had increased fecundity (inflorescence number/size and seed viability) (Rickey and Anderson 2004; Kettenring and Whigham 2009; Kettenring et al. 2011) and seedlings from Eastern Canada and the Mid-Atlantic have a positive growth response (higher overall biomass and plant height) (Saltonstall & Court Stevenson 2007; Kettenring and Whigham 2018) under elevated nitrogen.

While there has not been a continent-wide study of phenotypic trait variability in North America, there is ample evidence that genotypic variation and variation in intensity of invasion exists. In the Northeast and Mid-Atlantic (Chesapeake Bay), high levels of genetic diversity have been described in local *Phragmites* populations, most likely due to multiple introductions of *Phragmites* into the area (Belzile et al. 2010; Kettenring et al. 2012). Studies in the Midwest find higher genetic diversity in the introduced lineage compared to the native lineage (Tippery et al. 2020). This increase in genetic diversity is also correlated with the intensity of *Phragmites* invasion in the Midwest and the Atlantic, as *Phragmites* expansion in the Mid-Atlantic has increased by 25-fold over the last 40 years, and studies in the Saint Lawrence River and Rhode Island show that the introduced lineage has been expanding and dominating in native wetlands and estuaries (Lambert and Casagrande 2006; Belzile 2010; Kettenring et al. 2012). *Phragmites* invasion in North America is intensifying even in areas geographically distant from the Mid-Atlantic initial point of introduction, such as in the Great Salt Lake in Utah and southern Idaho which have only recently been invaded (Kulmatiski et al. 2011; Kettenring and Mock 2012; Long et al. 2017), in the upper Great Plains along the Platte River (Larson et al. 2011), and even into the southwestern United States (Meyerson et al. 2010; Lambert et al. 2016). Despite invasions intensifying in these geographically distant areas, Although the Gulf Coast appears to be a *Phragmites* hotspot, possessing multiple lineages of *Phragmites*, invasion of European *Phragmites* in the Southeast and South-Central region is rather sparse and the genetic diversity within the larger region is unknown (Lambertini et al. 2012b[b]). This suggests that *Phragmites* in North America is likely not monomorphic and regional phenotypic variation may exist.

Here we explored the effects of *Phragmites* region of origin (Northeast, Midwest, and Southeast) and local watershed nitrogen load on *Phragmites* fecundity and germination by conducting a survey of reproductive traits across 34 populations in its invaded range in North America. Because of *Phragmites'* tendency to establish and flourish in nutrient enriched habitats, we hypothesize that H1.1) *Phragmites* populations experiencing higher nitrogen loads will have greater inflorescence length, inflorescence mass, spikelet number, average seed mass, percent germination, and reproductive potential (defined as spikelet number * percent germination) than populations experiencing lower nitrogen loads. The high intensity of *Phragmites* invasion in the Northeast is due in some part to the high rates of seedling recruitment; thus, we also hypothesize that H1.2) populations from the Northeast will have greater inflorescence length, inflorescence mass, spikelet number, average seed mass, percent germination, and reproductive potential than populations from the Southeast and Midwest.

Since seedling recruitment is determined by both fecundity and seedling establishment, we also examined variation in seedling growth by region and in response to elevated nitrogen by performing a seedling growth experiment using seeds collected from the Northeast, Midwest, and Southeast and grown under ambient and elevated nitrogen. We hypothesize that based on regional patterns of *Phragmites* invasion modes and seedling response to nitrogen that H2.1) seedlings from the Northeast will have higher biomass, shoot height, and shoot number than seedlings from the Midwest and Southeast irrespective of nitrogen treatment, and that H2.2) elevated nitrogen will increase seedling growth, and this response will be more pronounced in populations with high local watershed nitrogen. In total, this research represents the first steps for investigating the regional variation in seedling recruitment in *Phragmites* and will help predict the capacity for invasive spread of *Phragmites* in the future.

Methods

Sample Collection

Inflorescences from 34 populations of *Phragmites* along a wide latitudinal and longitudinal gradient were collected between October - November 2021 (Fig. 1; Table S1). Populations sampled spanned 44° N (Quebec, Canada) to 31° N (Brunswick, Georgia, USA), and from 69° W (Cape Cod, Massachusetts, USA) to 87° W (Johnsonville, Tennessee, USA) (Fig. 1; Table S1). Sampling was conducted as follows: each collector would walk a 10 m transect from the edge of a *Phragmites* stand and collect a single randomly selected inflorescence every meter for a total of 10 inflorescences per site (total $N = 340$). Each inflorescence was subsequently laid out in the lab at room temperature for 48 h before being placed in an individual paper bag and then shipped and stored at room temperature at Tulane University before the start of processing in spring of 2022.

Seed & Inflorescence Traits

The length of individual inflorescences from each population were measured from the base of the inflorescence where the first branches emerge (junction between first pedicel and rachis) to the tip of the last spikelet (Fig. S1). The mass of the inflorescence was obtained by measuring the full inflorescence and subtracting the mass of the seeds extracted from the inflorescence. An estimate of spikelet number per inflorescence for each sampled location was calculated by counting total spikelet number on two random inflorescences

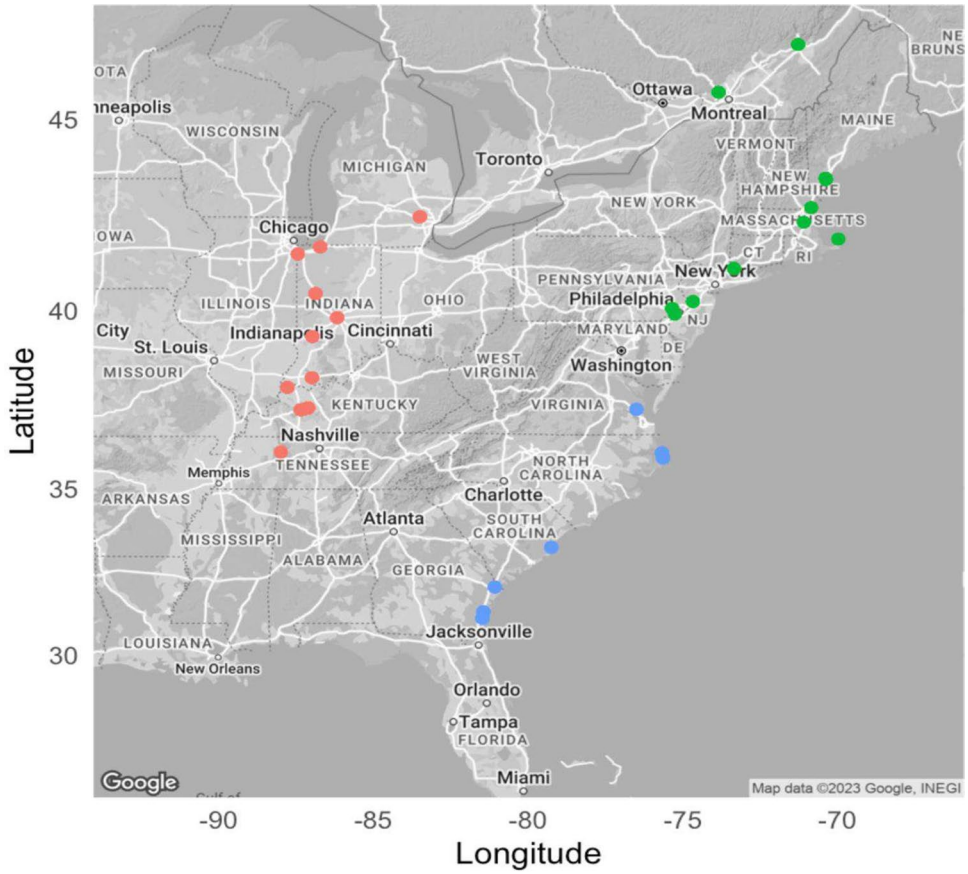

Fig. 1 Location of *Phragmites* populations used for inflorescences collections in 2021. The points correspond to location of sites, the green points indicate populations designated as Northeast populations, blue points indicate populations designated as Southeast populations, and red points indicate populations designated as Midwest populations.

per population and using the relationship between average spikelet number and mass to estimate spikelet number for the other eight inflorescences from that same population (Fig. S1).

The caryopses (naked grass seeds) were extracted from each inflorescence by rubbing inflorescences against a 1 mm sieve followed by a 0.5 mm sieve. The chaff was blown off and only mature naked seeds were retained. A sample of 50 seeds was taken from each inflorescence and weighed on a microbalance (Mettler-Toledo; Columbus, OH, USA) to calculate mean seed mass.

Each 50-seed sample was plated on 1% agarose (50 seeds/90 mm diameter*15 mm height petri plate). The incidence of molding prior to germination is common and can often spread rapidly to surrounding seeds. To prevent mold from quickly taking over other seeds and influencing germination success all seeds were first sterilized using a modified version of the surface sterilization protocol from Shearin et al. (2018), consisting of a 3-minute 70% ethanol followed by a 3-minute 3% sodium hypochlorite wash on day 1, an overnight incubation at room temperature, and another round of surface sterilization on day 2 using a 5-minute ethanol wash followed by a 20-minute sodium hypochlorite wash. After the second surface sterilization wash, the seeds were placed in a growth chamber (Caron Scientific, Marietta, OH, USA) equipped with Phillips F54T5 841 HO EA ALTO 49 W fluorescent lights programmed to a 18/6 hour light cycle (500 $\mu mol/m^2/s$) and 30/15°C day: night temperature cycle. Petri dishes were checked daily for mold and all germinated seeds were counted after two weeks. Two weeks was determined to be sufficient as most seeds that would have germinated had already germinated within the first week, and after day 9 molding of ungerminated seeds was significant. Percent germination was calculated by counting germinated seeds per plate divided by 50. To estimate the possible reproductive output of *Phragmites* we created the metric, reproductive potential, which is the percent germination multiplied by the number of spikelets. Number of seeds was not used as a fecundity metric, as phenological differences between populations prevented us from collecting all the inflorescences before seed drop began.

Seed Germination and Seedling Growth Experiment

Of the 34 populations sampled, we chose a subset of 24 populations (indicated in Table S1) to use in the seedling growth experiment, due to seed stock limitations. These 24 populations spanned a latitudinal range from Québec, Canada (N 46.832574º) to Brunswick, Georgia, USA (N 31.130608º) (Table S1). One seedling was grown from each of four randomly selected inflorescences collected from each of the 24 populations and was grown in two different nitrogen levels, an elevated N treatment (elevated N; 25 $g.m^2.yr^{-1}$) representative of a eutrophic tidal marsh ecosystem (Hopkinson and Giblin 2008) and an ambient N treatment ($2g.m^2.yr^{-1}$) representative of the mean nitrogen load found across all sites sampled according to the USGS SPARROW mapper (Ator 2020), totaling 192 pots (1 seedling * 4 inflorescences * 24 populations * 2 N treatments = 192 pots).

Seedlings for this experiment were germinated from a50-seed aliquot from four randomly selected inflorescences per population following the protocol described above. After one week, germinated seedlings were planted into square form pots (13.34 cm L x 13.34 cm W x 15.24 cm H) filled with Leafgro high humus soil conditioner (Leafgro, Maryland Environmental Service, Millersville, Maryland, USA). Pots were placed in flat trays (54.43 cm L x 27.79 cm W x 20 cm H), each holding up to 8 pots, at which time the trays were fertilized with either the elevated N treatment or the ambient N treatment. The programming for the growth chamber light and temperature regime was taken as the average day length in May (14/10 hour light cycle) and a 25/15°C day: night temperature cycle, representative of the mid-latitude (N 38°) climate. The amount of photosynthetically active radiation (PAR) at soil level was 250 umol/m2/s (for reference full sunlight ~ 2000 umol/m2/s). Trays were bottom watered to the lip of the tray twice per week and the corresponding N treatments were added to the trays every 2 weeks, at which time pots were rotated between trays receiving the same nitrogen treatment.

Seedling height and shoot number were collected throughout the growth experiment on days 7, 14, 28, and 42. Shoot number and shoot height within each pot were collected by counting the number of fully emergent shoots over 5 mm in height. On day 56 seedlings were clipped at the soil line and aboveground biomass was bagged in brown paper bags before being dried to constant mass at 50 °C. Belowground biomass was washed clean of soil using a 1 mm sieve to retain detached fine roots, before belowground biomass was dried to constant mass at 50 °C. A subset of the roots was stored for up to 7 days at 4 °C while root imaging was performed prior to drying. Root images were processed using the Rhizovision software (Seethepalli et al. 2020) to derive root length by root class (fine roots (< 1 mm in diameter), secondary roots (1–3 mm in diameter), and rhizome (> 3 mm in diameter)), specific root length, rooting depth, and root volume by root class.

Nitrogen and Climate Data

Total nitrogen loads (kg/km^2) from the watershed corresponding to each site were obtained using datasets from the USGS SPARROW mapper (Ator 2020) which shows the annual nitrogen load in 2012. Mean growing season

(March-October of 2021) temperature and precipitation were extracted from the NOAA National Centers for Environmental Information climate monitoring data which displays temperature and precipitation on the county level. Climatic metrics were collected to estimate the relative influence of climate on the observed fecundity traits.

Statistical Analysis

To test the effects of region (Northeast, Midwest, and Southeast) and watershed level nitrogen on each of our response variables in the field survey (inflorescence length, inflorescence mass, spikelet number, average seed mass, and germination rate) we compared multiple linear mixed effects models and generalized least square models using the "lme" and "gls" functions in the R package "nlme" version 3.1–149 (Pinheiro et al. 2023) in R studio version 1.3.1093 (R Core Team 2023). We first created a base model for backwards selection by including all fixed effects (region*watershed-level nitrogen + temperature + precipitation) in a model explaining variance in a particular response variable. Population was used as a random effect in all models. Backwards selection was performed, and best-fit models were selected using AIC. Because populations displayed a wide range of variation, we tested for heterogeneous variances across different populations using AIC. We then ran a type III ANOVA on the best model to determine the significance of each of the explanatory variables. We performed model validation by plotting fitted values against residuals, each of the fixed effects against residuals, and a histogram of the residuals alone. Because germination rates are proportions, we used binomial regression models using the "glm" function in R package "stat" version 4.0.3 (R Core Team 2023). Binomial regression models did not include the random effect and heterogeneous variances of population due to constraints of the "glm" function.

For the seedling growth experiment, the effect of watershed level nitrogen* region* nitrogen treatment were used as fixed effects in models of seedling growth response variables (total biomass, aboveground biomass, belowground biomass, aboveground: belowground biomass, SLA, total shoot height, shoot number, total root volume, total root length, specific root length, root depth, and the volume and length of each root class (fine roots (< 1 mm in diameter), secondary roots (1–3 mm in diameter), and rhizomes (> 3 mm in diameter) using site as a random effect and heterogenous variances between sites in multiple linear mixed effects models described above. Tukey's HSD tests were performed on fixed effects to explore pairwise differences among factor levels, interpreting results based on compatibility intervals and estimates, reflecting "moderate evidence of impact" (Muff et al. 2022) on response variables rather than relying solely on p-value thresholds. The analysis was conducted using the 'lsmeans' function in the R package 'lsmeans' (Lenth et al. 2024) to extract least-square means, followed by the application of compact letter design via the 'cld' function in the R package 'multcomp' (Hothorn et al. 2008). In the case of interactions between fixed effects that have at least "moderate evidence of impact" (Muff et al. 2022), a new model was run combining the two fixed effects into a single factor so that the Tukey's test could be performed. For our results we present F-statistics and p-values in tables and use the language of evidence instead of arbitrary P-value cutoffs to describe evidence for our findings (Muff et al. 2022).

Results

Inflorescence and Seed Traits

There was moderate evidence that inflorescence mass was influenced by region (Table 1). Inflorescences from plants from the Northeast (3.68 mg ± 0.24 SE) had 22% and 7.6% more mass than inflorescences from plants from the Midwest (3.15 mg ± 0.20 SE) and Southeast (3.58 mg ± 0.27 SE), respectively, although the Tukey's HSD post-hoc test was unable to tease apart significant pairwise differences between regions (Fig. 2A). There was little to no evidence that local watershed nitrogen levels or region impacted inflorescence length and the number of spikelets on each inflorescence (Table 1; Fig. 2B-C).

There was little evidence that any of our explanatory variables had an impact on mean seed mass (Table 1). However, there was strong evidence that the effect of local watershed nitrogen on percent germination depended on region (watershed level nitrogen * region interaction) (Table 1) (region x watershed nitrogen interaction), such that there was an inverse relationship between watershed nitrogen levels and percent germination only in populations sourced from the Southeast ($R^2 = 0.406$) (Fig. 3). We observed moderate evidence that region impacted reproductive potential (Table 1), as plants from the Southeast (3623.99 ± 357.58 SE) had 33% higher reproductive potential than plants from the Northeast (2721.94 ± 219.38 SE) (Fig. 2F).

Seedling Growth Traits

There was moderate evidence that the effect of nitrogen on total shoot height and shoot number after 42 days of growth was dependent on region (nitrogen treatment * region interaction) (Table 2). Tukey's HSD post-hoc test was unable to parse pairwise differences between treatment groups for total shoot height; however, Southeastern *Phragmites* responded positively to elevated nitrogen, with seedlings accumulating 22% more shoot height (2516.06 mm ± 252.96 SE) than seedlings grown under ambient conditions (2070.88

Table 1 ANOVA degrees of freedom, F-value, and associated p-value from linear mixed effect models testing the effect of local watershed level nitrogen * region and environmental factors (precipitation and temperature) on inflorescence and seed traits collected from North American *Phragmites*in 2021

	Inflorescence Mass			Inflorescence Length			Spikelet Number		
	numDF	F-value	*p*-value	numDF	F-value	*p*-value	numDF	F-value	*p*-value
Nitrogen	1	0.376	0.513	1	0.067	0.798	1	0.309	0.583
Region	2	3.704	0.038	2	0.288	0.752	2	2.215	0.130
Region:Nitrogen	2	2.211	0.129	2	0.265	0.769	2	0.419	0.662
	Mean Seed Mass			**Percent germination**			**Reproductive potential**		
	numDF	**F-value**	**p-value**	**numDF**	**Chi-squared**	**p-value**	**numDF**	**F-value**	**p-value**
Nitrogen	2	1.889	0.309	2	12.424	0.001	2	3.995	0.205
Region	1	1.080	0.172	1	10.211	0.002	1	1.700	0.032
Region:Nitrogen	2	0.407	0.670	2	11.767	0.003	2	1.526	0.239

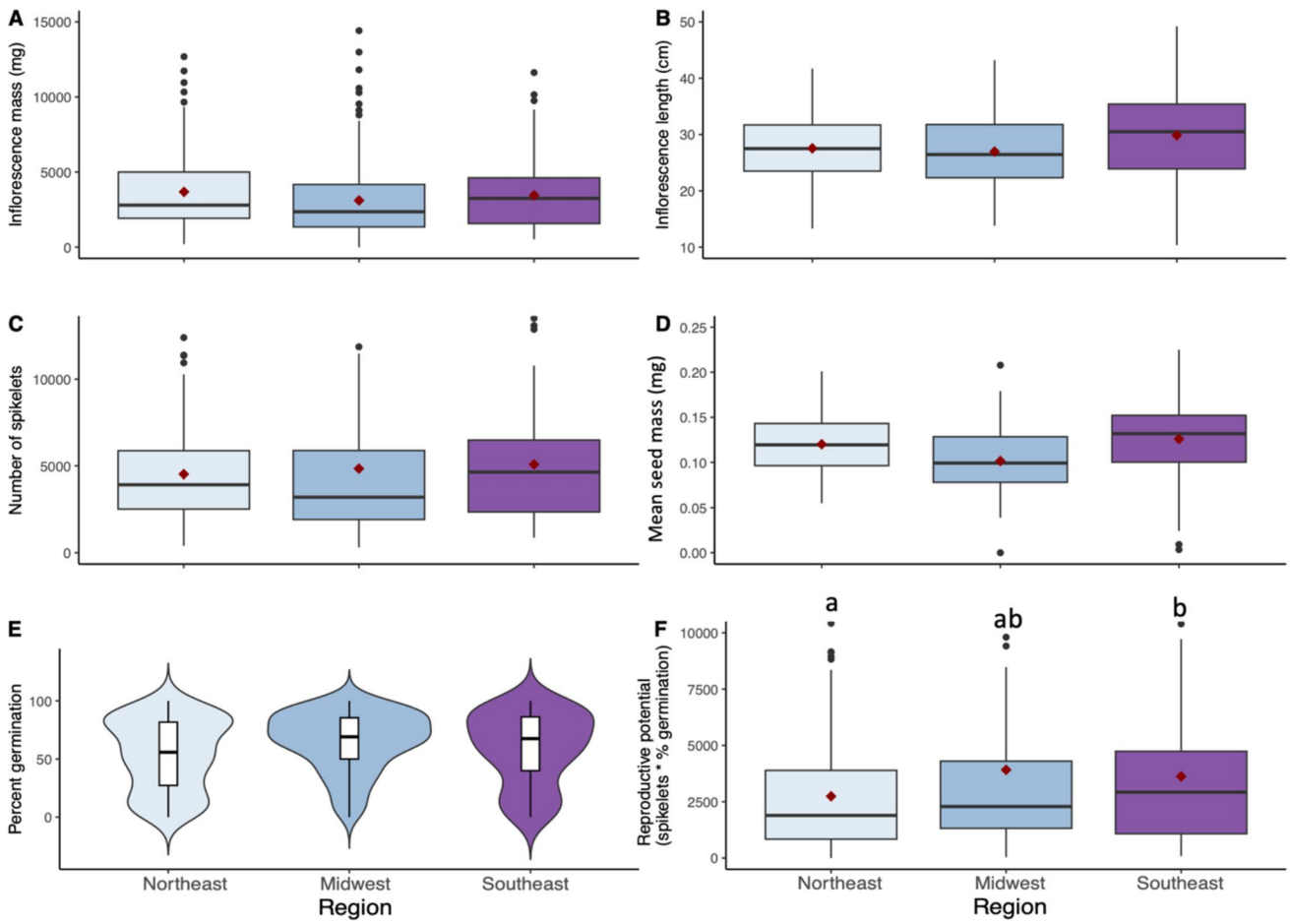

Fig. 2 Mean of A) inflorescence mass, B) inflorescence length, C) number of spikelets, D) average seed mass, E) percent germination, and F) reproductive potential by region of origin (Northeast, Midwest, and Southeast). Letters represent Tukey's HSD test displayed in compact letter design (CLD) showing pairwise comparisons set to a p-value threshold of 0.05 comparing between each region. The dark red diamond within each boxplot (A-D, F) represents the mean value, the upper and lower hinges of each boxplot represent the 25th and 75th quantile, the middle line represents the median value, the whiskers represent the 5th and 95th percentile, and outliers are represented by black points. The box and whiskers in the violin plot represent the 10thquantile (lower whisker), 25th quartile (lower edge of box), midline (median), 75th quartile (top edge of box), and 90thquantile (top whisker).

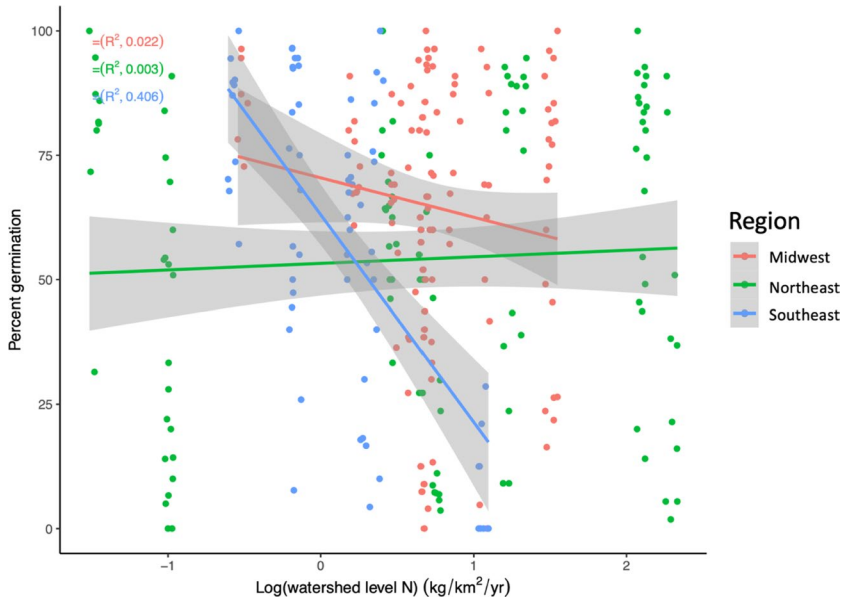

Fig. 3 Effect of logarithm of watershed level nitrogen on percent germination across region of origin (Northeast, Midwest, and Southeast). Lines represent linear regression and grey area represents the 95% confidence interval.

mm ± 198.01 SE) (Fig. 4A). Conversely, seedlings from the Midwest had a negative response to elevated nitrogen, with seedlings grown under ambient nitrogen (2177.71 mm ± 136.034 SE) accumulating 12% more shoot height than seedlings grown under elevated nitrogen (1946.68 mm ± 97.58 SE) (Fig. 4A). There was moderate evidence that the effect on nitrogen on shoot number was affected by region (nitrogen treatment * region interaction), as seedlings from the Southeast grown in elevated N (5.94 ± 0.504 SE) had significantly more shoots (38%) than the same seedlings grown under ambient N (4.31 ± 0.35 SE), whereas elevated nitrogen did not affect shoot number for seedlings from Northeastern and Midwestern populations (Fig. 4B).

There was moderate evidence that the effect of nitrogen on total and belowground biomass also depended on region (nitrogen treatment * region interaction) (Table 2). Although Tukey's HSD post-hoc test was unable to resolve significant pairwise differences, there were notable patterns in total biomass between the treatment groups. Namely, Southeastern *Phragmites* seedlings grown under elevated nitrogen (2.49 g ± 0.33 SE) accumulated 31% more total biomass than seedlings grown under ambient conditions (1.90 g ± 0.23 SE) (Fig. 4C). The opposite pattern was observed in seedlings from the Midwest as seedlings grown under ambient nitrogen (1.90 g ± 0.18 SE) accumulated 16% more total biomass than seedlings grown under elevated nitrogen (1.648 g ± 0.128 SE) (Fig. 4C). The belowground biomass of seedlings from the Southeast grown under elevated nitrogen (0.69 g ± 0.10 SE) was 63% higher than that of Midwest seedlings under the same conditions (0.42 g ± 0.04 SE) (Fig. 4C). There was weak evidence that the effect of nitrogen on aboveground biomass also depended on region (Table 2); nitrogen only increased aboveground biomass of seedlings from the Southeast (Fig. 4C). There was also moderate evidence that the effect of nitrogen

Table 2 ANOVA numerator degrees of freedom, F-value, and associated p-value from linear mixed effect models testing the effect of nitrogen * region on seedling growth traits and biomass collected from *Phragmites*seedling growth experiment

	Total biomass			Aboveground biomass			Belowground biomass			Aboveground: Belowground Biomass		
	DF	F-val	p-val	DF	F-val	p-val	DF	F-val	p-val	DF	F-val	p-val
Region	2	1.053	0.367	2	0.900	0.422	2	1.247	0.308	2	2.700	0.090
Nitrogen	1	5.645	0.019	1	7.573	0.007	1	0.023	0.879	1	1.433	0.233
Region:nitrogen	2	3.456	0.034	2	2.500	0.086	2	3.625	0.029	2	4.072	0.019
	Specific Leaf Area			**Total Shoot Height (day 42)**			**Shoot Number (day 42)**					
	DF	**F-val**	**p-val**	**DF**	**F-val**	**p-val**	**DF**	**F-val**	**p-val**			
Region	2	0.509	0.608	2	0.401	0.674	2	0.026	0.975			
Nitrogen	1	1.092	0.298	1	2.619	0.108	1	5.878	0.017			
Region:nitrogen	2	0.023	0.977	2	3.444	0.034	2	3.976	0.021			

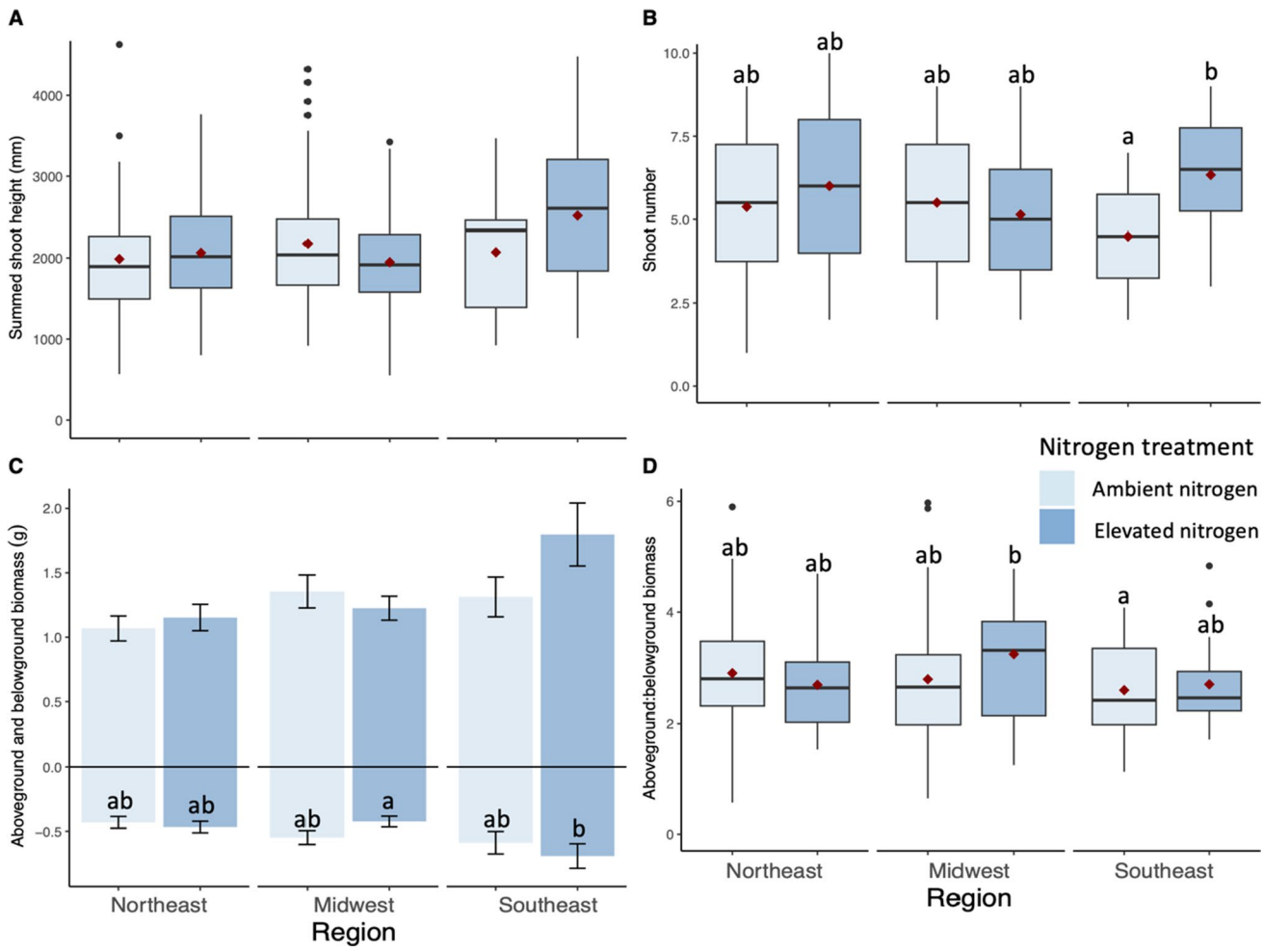

Fig. 4 Mean of A) total shoot height at day 42, B) number of shoots at day 42, C) aboveground and belowground biomass, and D) aboveground: belowground biomass by region of origin (Northeast, Midwest, and Southeast) and nitrogen treatment (ambient and elevated nitrogen). Letters represent Tukey's HSD test displayed in compact letter design (CLD) set to a p-value threshold of 0.05 comparing between each region between each region*nitrogen treatment (significantly different letters indicated in red). In plot "C" CLD letter below the x-axis represent comparisons in belowground biomass, and error bars represent standard error. The dark red diamond within each boxplot represents the mean value, the upper and lower hinges of each boxplot represent the 25th and 75th quantile, the middle line represents the median value, the whiskers represent the 5th and 95th percentile, and outliers are represented by black points.

on aboveground: belowground biomass ratio was influenced by region ((nitrogen treatment * region interaction) (Table 2). Seedlings from the Southeast grown under ambient nitrogen (2.59 ± 0.24 SE) had 20% lower aboveground: belowground biomass ratio than seedlings from the Midwest grown under elevated nitrogen (3.24 ± 0.19 SE) (Fig. 4D). There was no evidence that watershed-level nitrogen had any effect on total ($F_{1,173} = 0.021$), aboveground ($F_{1,173} = 0.077$), or belowground ($F_{1,173} = 0.008$) biomass under elevated and ambient nitrogen.

We observed moderate evidence that specific root length and secondary root volume were influenced by region (Table 3). Seedlings from the Southeast region (10,936.18 mm^3 ± 1602.86 SE) had 68% higher secondary root volume than seedlings from the Midwest (6,527.24 mm^3 ± 500.90 SE) (Fig. 5A) and seedlings from the Northeast (28.56 mm/mg ± 1.54 SE) had 17% higher specific root length than seedlings from the Midwest (24.44 mm/mg ± 1.17 SE) (Fig. 5B).

Discussion

The Effects of Local Watershed Nitrogen on Seed Germination

We hypothesized that *Phragmites* populations experiencing higher watershed N loads would have higher fecundity and germination. However, we found that in general watershed-level nitrogen did not affect any of the inflorescence traits, average seed mass, or reproductive potential. We did find that watershed N only affected germination rates in the

Table 3 ANOVA degrees of freedom, F-value, and associated p-value from linear mixed effect models testing the effect of nitrogen * region on root traits collected from *Phragmites* seedling growth experiment

	Total Root Length			Fine Root Length		
	numDF	F-value	*p*-value	numDF	F-value	*p*-value
Region	2	3.162	0.063	2	3.131	0.065
Nitrogen	1	0.090	0.765	1	0.573	0.452
Region:nitrogen	2	0.731	0.485	2	0.898	0.413
	Secondary Root Length			**Rhizome Length**		
	numDF	**F-value**	**p-value**	**numDF**	**F-value**	**p-value**
Region	2	3.030	0.070	2	1.919	0.172
Nitrogen	1	0.634	0.429	1	0.001	0.970
Region:nitrogen	2	0.217	0.806	2	0.679	0.511
	Total Root Volume			**Fine Root Volume**		
	numDF	**F-value**	**p-value**	**numDF**	**F-value**	**p-value**
Region	2	2.696	0.091	2	2.669	0.093
Nitrogen	1	0.004	0.951	1	0.030	0.864
Region:nitrogen	2	0.451	0.639	2	0.977	0.382
	Secondary Root Volume			**Rhizome Volume**		
	numDF	**F-value**	**p-value**	**numDF**	**F-value**	**p-value**
Region	2	3.624	0.045	2	1.587	0.228
Nitrogen	1	0.297	0.588	1	0.392	0.533
Region:nitrogen	2	0.444	0.644	2	2.229	0.116
	Specific Root Length			**Root Depth**		
	numDF	**F-value**	**p-value**	**numDF**	**F-value**	**p-value**
Region	2	4.823	0.019	2	0.899	0.422
Nitrogen	1	1.586	0.212	1	1.061	0.307
Region:nitrogen	2	3.089	0.052	2	0.862	0.428

Southeast, where higher N decreased germination. While regional variation in germination success in other plant species has been observed (García-Nogales et al. 2016; Mohl et al. 2023), few studies have related variation in germination success to maternal nitrogen exposure. One study found that Powell amaranth (*Amaranthus powellii*), a noxious weed in croplands, experiences lower germination success in populations exposed to conventional (inorganic N) vs. organic (organic N) fertilization practices (Brainard et al. 2006). Another study found that in the yew species *Taxus baccata*, long-term maternal nitrogen fertilization reduced percent germination in offspring (Pers-Kamczyc and Suszka 2022). These studies contrast with what we observed in *Phragmites*, where *Phragmites* from more nutrient polluted regions (Northeast & Midwest) were less sensitive to local nitrogen levels than those from the historically less-polluted Southeast. Several experimental studies have shown that nitrogen fertilization decreased seed viability in *Succisa pratensis* (Vergeer et al. 2003), *Juniperus communis* (Gruwez et al. 2014), and a variety of subarctic plants (Milbau et al. 2017). Nitrate can increase seed viability (Ronnenberg et al. 2011; Baskin and Baskin 2014), but studies in other grass species have generally found no effect on seed viability (Wagner et al. 2001; Torres et al. 2009 Tullos & Cadenasso 2016). Notably, our *Phragmites* populations from the Southeast experienced on average lower watershed-level nitrogen (1.257 $g/m^2/yr \pm 0.073$) than those in the Northeast (3.145 $g/m^2/yr \pm 0.335$) or the Midwest (1.761 $g/m^2/yr \pm 0.0908$). The comparatively lower watershed-level nitrogen in the Southeast suggests that either the Southeast experiences lower levels of nitrogen pollution or that populations there are not adapted to high nitrogen levels. Like what has been observed in other grass species, localized studies in the Chesapeake found that elevated nitrogen had no effect on *Phragmites* seed viability (Kettenring et al. 2011). However, to our knowledge, studies on the effects of nitrogen pollution in other regions have not yet been explored. It is possible that low seed germination rates of Southeastern *Phragmites* populations established in nitrogen polluted areas may dampen its invasiveness in those areas, and this pattern warrants more research into whether nitrogen pollution is influencing *Phragmites* invasion dynamics across different regions.

Regional Variation in Reproductive Traits

In line with our predictions, we found moderate evidence that inflorescences from the Northeast had higher mass than those from the Southeast and Midwest, even after accounting for weight of seeds. Increased inflorescence mass suggests that

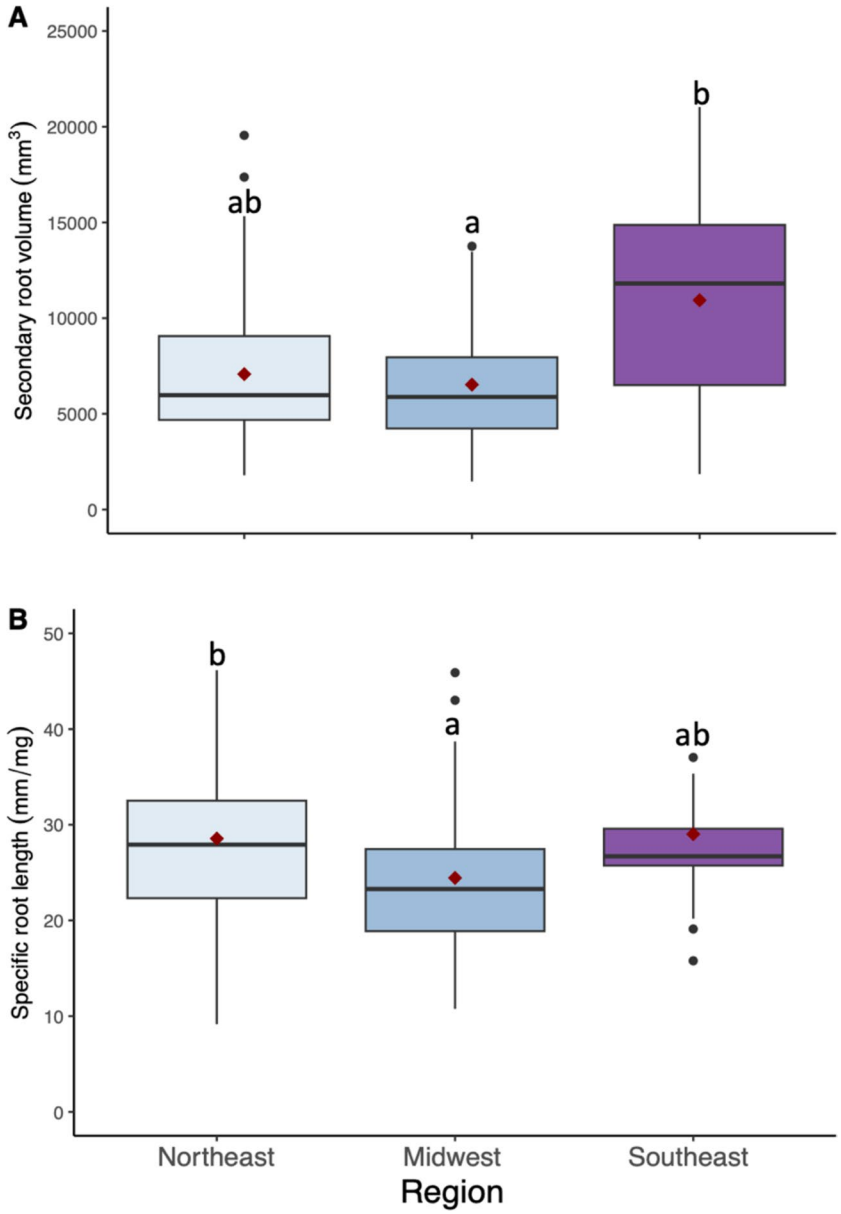

Fig. 5 Mean of A) secondary root volume and B) specific root length by region of origin (Northeast, Midwest, and Southeast). Letters represent Tukey's HSD test displayed in compact letter design (CLD) showing significant pairwise comparisons between each region. The dark red diamond within each boxplot represents the mean value, the upper and lower hinges of each boxplot represent the 25th and 75th quantile, the middle line represents the median value, the whiskers represent the 5th and 95th percentile, and outliers are represented by black points.

the plants from the Northeast are investing more resources into reproduction than other regions (Mullins and Marks 1987). Considerable intraspecific variation in reproductive investment exists globally across various lineages of *Phragmites*, but the North American invasive *Phragmites* allocates more to reproduction than populations from Europe and Asia (Pyšek et al. 2019). The increased inflorescence mass of Northeast populations mirrors the wide distribution, high abundance, and impact on native floral and faunal diversity of *Phragmites* across in the Northeastern tidal wetlands (Saltonstall 2002; Burdick and Konisky 2003; Kiviat 2010; EDDMapS 2024). These results suggested that increased reproductive investment may be a mechanism contributing to *Phragmites* spread in the Northeast and warrants further research linking seedling recruitment and fecundity in the region.

While inflorescence mass varied regionally according to our hypothesis, seed traits (seed mass, germination, reproductive potential) did not demonstrate regional variation. The average seed mass from populations from the Northeast was the same as populations from the Midwest and Southeast. Furthermore, Northeast seeds had the lowest percent germination of any region, even considering the significant decrease in percent germination by Southeast populations with high levels of maternal N exposure. While regional variation in percent germination has not previously been studied in *Phragmites*, such variation has been observed in a variety of other invasive plant species. For example, invasive *Ambrosia artemisiifolia* in China exhibited lower germination in seeds from Northeastern latitude populations versus Southeast populations (Zhou et al. 2021). Invasive

Spartina alterniflora populations in China displayed the opposite pattern, with populations in Northeastern China exhibiting a higher percent germination than populations from the Southeast (Cheng et al. 2022). Thus, our results show that *Phragmites* populations from the Northeast invested more into inflorescences, but this investment did not translate into increased seed mass or germination. The reproductive potential of *Phragmites* from the Southeast was significantly higher than populations from the Northeast, which is opposite to our hypothesized patterns. These results suggest that seedling recruitment in the Southeast would be higher than in the Northeast. *Phragmites* habitat suitability modelling indicates that *Phragmites* can readily establish in the Southeast and South-Central regions of North America, yet the distribution of *Phragmites* in this region is sparse (Guo et al. 2013; EDDMapS 2024). Interestingly, a common garden study found that *Phragmites* grown in low-latitude climates tended to produce more inflorescences per plant, suggesting higher reproductive output in the South which is in-line with our findings (Mozdzer et al. 2016). Increased human activity (human population density, land use, and human access) can be responsible for nutrient pollution and is the strongest driver in the genetic structuring of *Phragmites* populations in North America (Guo et al. 2018). Human activity can increase disturbance and nutrient pollution, both of which have been linked to increased invasion in *Phragmites* (Chambers et al. 1999; Bertness et al. 2002; Minchinton and Bertness 2003; Silliman and Bertness 2004). Therefore, the spread of *Phragmites* may potentially be due to the history of industrialization in North America, which has historically lagged in the South (Bateman and Weiss 1975; Guo et al. 2018). Several studies show that weak Allee effects can limit the local spread of *Phragmites*, as local genetic diversity must accumulate for outcrossing to occur and produce viable seeds (McCormick et al. 2010; Kettenring et al. 2011). Although we were not able to accurately determine the number of seeds produced on each inflorescence due to variable seed drop, it is notable that populations from the Southeast had a fewer of seeds than the other regions we sampled. Because our reproductive potential metric only includes spikelet number x germination rate, and spikelets can have variable numbers of seeds, our metric misses important information on seed set which is where Allee effects would manifest. More research is warranted on the dynamics of reproduction and identifying potential limits in seedling recruitment in the Southeast, as we found the potential for high seedling recruitment.

Regional Variation in Seedling Response to Nitrogen

We uncovered opposite belowground seedling responses to elevated nitrogen between *Phragmites* populations in the Southeast and Midwest. Elevated nitrogen boosted belowground biomass in seedlings from the Southeast while elevated nitrogen decreased belowground biomass in seedlings from the Midwest. This pattern may be driven by differences observed in secondary root volume, as seedlings from the Midwest had significantly lower root volume than plants from the Southeast. As a result of the inhibitory effects of elevated nitrogen on belowground growth in Midwestern seedlings, these seedlings had the highest aboveground to belowground biomass ratio observed in our study.

Ammonium (NH_4) and nitrate (NO_3) can act as signals for the proliferation or inhibition of lateral root growth, with both low N (Zhang et al. 2007) and high N (Zhang et al. 1999) thresholds for lateral root growth inhibition reported. Other studies have also demonstrated negative, neutral, and even positive relationships between sediment nitrogen levels and *Phragmites* belowground biomass, suggesting that there is considerable intraspecific variation in responses to nitrogen fertilization (Holdredge et al. 2010; Mozdzer and Megonigal 2012; Caplan et al. 2014; Chen et al. 2017; Gonzalez Mateu et al. 2021). These results suggest that the consequences of eutrophication on *Phragmites* belowground biomass may be very different among regions. Elevated nitrogen decreased the belowground biomass of the native wetland grass *Spartina alterniflora* and is hypothesized to cause tidal marsh collapse through increased tidal erosion in *Spartina*-dominated marsh (Deegan et al. 2012; Hanley et al. 2021). This phenomenon may very well be reflected in *Phragmites*, and if so, increased eutrophication in Midwestern (but not Northeastern or Southeastern) *Phragmites* dominated wetlands may lead to marsh destabilization. Increases in belowground biomass may also increase the priming of deep carbon pools as *Phragmites* can increase soil aeration through its aerenchyma tissue leading to higher rates of decomposition and subsidence (Bernal et al. 2017, 2023).

We found moderate evidence that the shoot number of *Phragmites* seedlings from the Southeast increased when grown under elevated nitrogen, which was not observed in the Northeast and Midwest. Although the expansion of *Phragmites* stands into adjacent wetland can be achieved through vegetative lateral expansion (Güsewell and Edwards 1999; Minchinton and Bertness 2003; Brisson et al. 2010), recent work has revealed that the advancing front of *Phragmites* stands can often be composed of multiple genets, highlighting the role of seedling recruitment in *Phragmites* patch expansion (Kettenring et al. 2016). Increased density in mature *Phragmites* stands correlates to lower native plant biomass and diversity (Holdredge and Bertness 2011; Elsey-Quirk and Leck 2021 but see Theuerkauf et al. 2017). Thus, increased shoot density of seedlings recruited near the edge of *Phragmites* stands may help in outcompeting native plants at the interface between native wetlands and invasive *Phragmites*. While seedling shoot density and biomass may not affect native plant communities as much as mature stands do,

increased seedling vigor can help overcome seedling-stage mortality associated with flooding and competition and aid in successful establishment (Mauchamp et al. 2001; Saltonstall and Court Stevenson 2007).

Taken together, our results suggest that regional variation in seedling responses to nitrogen exists, as populations from the Southeast responded positively to increased nitrogen fertilization while Midwest populations showed the opposite pattern. Increased anthropogenic nutrient pollution may influence regions in different ways and potentially promote the invasion of populations in the Southeast more than in other regions.

Study Limitations

While this study makes a lot of progress toward understanding regional variation in fecundity and seedling performance in *Phragmites*, there are some limitations to our methods that we acknowledge. Firstly, we experienced some logistical difficulties during the COVID-19 pandemic that reduced our scale and ability to collect inflorescences. Because of a university-wide travel restriction of within 50 miles of campus we had to rely on local volunteer collectors from universities and National Wildlife Refuges using provided sampling protocols. Collections of inflorescences at a consistent phenological stage (mature inflorescences before seed drop) was achieved through constant monitoring by local collectors, however some collections may have been performed during active seed dispersal, which is why spikelet counts were used as a proxy for seed counts to avoid variation in seed number due to seed dispersal.

We were unable to obtain soil and porewater samples from sampling locations due to logistical limitations of disseminating sampling materials, which led us to rely on the USGS SPARROW mapper (Ator 2020). Although the USGS SPARROW mapper is based on 2012 nutrient loading data and may not accurately reflect the nutrient loading experienced by sampling population plants in 2021. However, it does provide annual nutrient loading data that is more representative of cumulative nutrient loads experienced by local plants across an entire growing season as opposed to a point measurement at the end of the growing as provided by soil and porewater sampling.

Conclusions

In summary, our evidence suggests that invasive *Phragmites* demonstrates a high degree of intraspecific variation in fecundity and seedling performance across North America. There was a disconnect between the relatively low abundance of *Phragmites* in the Southeast and the high reproductive potential and high growth potential under elevated nitrogen of Southeastern seedlings observed in this experiment. More research is needed to elucidate the mechanisms inhibiting Southeast *Phragmites* spread within the region. We also found regional variation in seedling responses to nitrogen, particularly in belowground biomass and shoot number, where populations from the Southeast responding positively to nitrogen fertilization and Midwest populations showed the opposite pattern. In the Southeast, increasing anthropogenic nutrient pollution may boost *Phragmites* belowground productivity and keep up with sea-level rise. However, the equilibrium between soil accretion through boosted growth and soil priming and increased decomposition must be explored to assess the net impacts. Southeastern *Phragmites* populations exhibit higher reproductive potential than populations from Northeast, a region where seedling recruitment is responsible for most of the spread. Combined with our findings that Southeastern *Phragmites* seedlings respond positively to nitrogen fertilization then the risk for the Southeast to become a potential invasion hotspot in the future warrants further investigation. This current study along with future research will help inform management on the importance of increasing vigilance towards early detection and eradication of new *Phragmites* populations to reduce local pollen donor sources combat the further spread of *Phragmites* into the Southeast.

Supplementary Information The online version contains supplementary material available at https://doi.org/10.1007/s13157-025-01900-4.

Acknowledgements Thank you to undergraduate researcher Julianna Fryman of Tulane University for her help in processing *Phragmites* inflorescences and the volunteer Terri J. Evans at the Smithsonian Institution Environmental Research Center in Edgewater, Maryland, for her help during the seedling growth experiment, and all of the collectors that helped in sourcing the inflorescences used in the study.

Author contributions S.L., K.C., M.K.M, T.J.M., and E.C.F. in conjunction designed the experiment. S.L. and volunteers helped with sampling of *P. australis* material. All procedures and data collection were performed by S.L. Guidance and assistance in data analysis was offered by E.C.F. Data analyses were performed by S.L. First draft was written by S.L. and all authors edited the manuscript.

Funding Funding was provided by Tulane University, the Smithsonian Institution Fellowship Program, and NSF Grant (NSF-DEB-2051602).

Data Availability The datasets analyzed during the current study are available from the corresponding author on reasonable request.

Declarations

Conflict of interest None of the authors have any conflicts of interest or competing interests to report.

Open Access This article is licensed under a Creative Commons Attribution 4.0 International License, which permits use, sharing, adaptation, distribution and reproduction in any medium or format, as long as you give appropriate credit to the original author(s) and the source, provide a link to the Creative Commons licence, and indicate if changes were made. The images or other third party material in this article are included in the article's Creative Commons licence, unless indicated otherwise in a credit line to the material. If material is not included in

the article's Creative Commons licence and your intended use is not permitted by statutory regulation or exceeds the permitted use, you will need to obtain permission directly from the copyright holder. To view a copy of this licence, visit http://creativecommons.org/licenses/by/4.0/.

References

Achenbach L, Lambertini C, Brix H (2012) Phenotypic traits of Phragmites australis clones are not related to ploidy level and distribution range. AoB PLANTS (2012):pls017

Albert A, Brisson J, Belzile F, Turgeon J, Lavoie C (2015) Strategies for a successful plant invasion: the reproduction of Phragmites australis in North-Eastern North America. Journal of ecology 103:1529–1537

Ator SW (2020) SPARROW model inputs and simulated streamflow, nutrient and suspended-sediment loads in streams of the Northeastern United States, 2012 Base Year. https://doi.org/10.5066/P9NKNVQO

Baskin CC, Baskin JM (2014) Chapter 8 - variation in seed dormancy and germination within and between individuals and populations of a species. In: Baskin CC, Baskin JM (eds), 2nd edn. Academic Press, San Diego, pp 277–373

Bateman F, Weiss T (1975) Comparative regional development in antebellum manufacturing. J Econ Hist 35:182–208

Belzile F, Labbé J, LeBlanc M-C, Lavoie C (2010) Seeds contribute strongly to the spread of the invasive genotype of the common reed (Phragmites australis). Biol Invasions 12:2243–2250

Bernal B, Megonigal JP, Mozdzer TJ (2017) An invasive wetland grass primes deep soil carbon pools. Glob Change Biol 23:2104–2116

Bernal B, Kim S, Mozdzer TJ (2023) Species shifts induce soil organic matter priming and changes in microbial communities. Sci Total Environ 859:159956

Bertness MD, Ewanchuk PJ, Silliman BR (2002) Anthropogenic modification of New England salt marsh landscapes. Proceedings of the National Academy of Sciences 99:1395–1398

Brainard DC, DiTommaso A, Mohler CL (2006) Intraspecific variation in germination response to ammonium nitrate of Powell amaranth (Amaranthus powellii) seeds originating from organic vs. conventional vegetable farms. Weed Sci 54:435–442

Brisson J, de Blois S, Lavoie C (2010) Roadside as invasion pathway for common reed (Phragmites australis). Invasive Plant Sci Manage 3:506–514

Buchsbaum RN, Catena J, Hutchins E, James-Pirri M-J (2006) Changes in salt marsh vegetation, Phragmites australis, and nekton in response to increased tidal flushing in a New England salt marsh. Wetlands 26:544–557

Burdick DM, Konisky RA (2003) Determinants of expansion for Phragmites australis, common reed, in natural and impacted coastal marshes. Estuaries 26:407–416

Burkholder JM, Glibert PM (2013) Eutrophication and oligotrophication. In Levin SA (ed) Encyclopedia of Biodiversity, 2nd edn. Academic Press, Waltham. pp 347–371. https://doi.org/10.1016/B978-0-12-384719-5.00047-2

Canfield DE, Glazer AN, Falkowski PG (2010) The evolution and future of Earth's Nitrogen cycle. Science 330:192–196

Caplan JS, Wheaton CN, Mozdzer TJ (2014) Belowground advantages in construction cost facilitate a cryptic plant invasion. AoB PLANTS 6:plu020

Chambers RM, Meyerson LA, Saltonstall K (1999) Expansion of Phragmites australis into tidal wetlands of North America. Aquat Bot 64:261–273

Chen Q, Wang Y, Zou CB, Wang Z-L (2017) Aboveground biomass invariance masks significant belowground productivity changes in response to salinization and nitrogen loading in reed marshes. Wetlands 37:985–995

Cheng J, Huang H, Liu W, Zhou Y, Han W, Wang X, Zhang Y (2022) Unraveling the effects of Cold Stratification and temperature on the seed germination of Invasive Spartina alterniflora across latitude. Frontiers in Plant Science 13. https://doi.org/10.3389/fpls.2022.911804

Clevering OA (1999) Between- and within-population differences in Phragmites australis. Oecologia 121:447–457

Clevering OA, Brix H, Lukavská J (2001) Geographic variation in growth responses in Phragmites australis. Aquat Bot 69:89–108

Colautti RI, Grigorovich IA, MacIsaac HJ (2006) Propagule pressure: a null model for biological invasions. Biol Invasions 8:1023–1037

Colautti RI, Barrett SCH (2013) Rapid adaptation to climate facilitates range expansion of an invasive plant. Science 342:364–366

Deegan LA, Johnson DS, Warren RS, Peterson BJ, Fleeger JW, Fagherazzi S, Wollheim WM (2012) Coastal eutrophication as a driver of salt marsh loss. Nature 490:388–392

EDDMapS (2024) Common reed (Phragmites australis) - EDDMapS Distribution - EDDMapS. https://www.eddmaps.org/distribution/uscounty.cfm?sub=3062. Accessed 22 Mar 2024

Eller F, Brix H (2012) Different genotypes of Phragmites australis show distinct phenotypic plasticity in response to nutrient availability and temperature. Aquat Bot 103:89–97

Elsey-Quirk T, Leck MA (2021) High reinvasion potential of Phragmites australis in a Delaware River (USA) Tidal Freshwater Marsh following chemical treatment: the role of the seedbank. Wetlands 41:12

Fant JB, Price AL, Larkin DJ (2016) The influence of habitat disturbance on genetic structure and reproductive strategies within stands of native and non-native Phragmites australis (common reed). Divers Distrib 22:1301–1313

Felker-Quinn E, Schweitzer JA, Bailey JK (2013) Meta-analysis reveals evolution in invasive plant species but little support for evolution of increased competitive ability (EICA). Ecol Evol 3:739–751

Fowler D, Steadman CE, Stevenson D, Coyle M, Rees RM, Skiba UM, Sutton MA, Cape JN, Dore AJ, Vieno M, Simpson D, Zaehle S, Stocker BD, Rinaldi M, Facchini MC, Flechard CR, Nemitz E, Twigg M, Erisman JW, Butterbach-Bahl K, Galloway JN (2015) Effects of global change during the 21st century on the nitrogen cycle. Atmos Chem Phys 15:13849–13893

Galloway JN, Dentener FJ, Capone DG, Boyer EW, Howarth RW, Seitzinger SP, Asner GP, Cleveland CC, Green PA, Holland EA, Karl DM, Michaels AF, Porter JH, Townsend AR, Vöosmarty CJ (2004) Nitrogen cycles: past, Present, and Future. Biogeochemistry 70:153–226

García-Nogales A, Linares JC, Laureano RG, Seco JI, Merino J (2016) Range-wide variation in life-history phenotypes: spatiotemporal plasticity across the latitudinal gradient of the evergreen oak Quercus ilex. J Biogeogr 43:2366–2379

Gonzalez Mateu M, Yarwood SA, Baldwin AH (2021) Positive interactions occur between *Phragmites australis* lineages across short term experimental nutrient regimes. Aquat Bot 172:103382

Gruwez R, De Frenne P, De Schrijver A, Leroux O, Vangansbeke P, Verheyen K (2014) Negative effects of temperature and atmospheric depositions on the seed viability of common juniper (Juniperus communis): annals of Botany. Annals of Botany 113:489–500

Guo W-Y, Lambertini C, Li X-Z, Meyerson LA, Brix H (2013) Invasion of old world phragmites australis in the new world: precipitation and temperature patterns combined with human influences redesign the invasive niche. Glob Change Biol 19:3406–3422

Guo W-Y, Lambertini C, Pyšek P, Meyerson LA, Brix H (2018) Living in two worlds: evolutionary mechanisms act differently

in the native and introduced ranges of an invasive plant. Ecol Evol 8:2440–2452
Güsewell S, Edwards P (1999) Shading by Phragmites australis: a threat for species-Rich Fen Meadows? Appl Veg Sci 2:61–70
Hanley TC, Bowen JL, Kearns PJ, Hughes AR (2021) Short- and long-term effects of nutrient enrichment on salt marsh plant production and microbial community structure. J Ecol 109:3779–3793
Hauber DP, Saltonstall K, White DA, Hood CS (2011) Genetic variation in the common reed, Phragmites australis, in the Mississippi River Delta Marshes: evidence for multiple introductions. Estuaries Coasts 34:851–862
Hernández-Espinosa R, González-Astorga J, Rico Y, Gallego-Fernández JB (2022) Effect of life-history traits and Habitat Condition on genetic diversity between invasive and native plant populations. Diversity 14:1025
Hierro JL, Eren Ö, Villarreal D, Chiuffo MC (2013) Non-native conditions favor non-native populations of invasive plant: demographic consequences of seed size variation? Oikos 122:583–590
Holdredge C, Bertness MD (2011) Litter legacy increases the competitive advantage of invasive Phragmites australis in New England wetlands. Biol Invasions 13:423–433
Holdredge C, Bertness MD, von Wettberg E, Silliman BR (2010) Nutrient enrichment enhances hidden differences in phenotype to drive a cryptic plant invasion. Oikos 119:1776–1784
Hopkinson C, Giblin A (2008) Nitrogen dynamics of coastal salt marshes. In: Nitrogen in the marine environment. Academic Press, New York, pp 991–1036
Hothorn T, Bretz F, Westfall P (2008) Simultaneous inference in general parametric models. Biom J 50:346–363
Hovick SM, McArdle A, Harrison SK, Regnier EE (2018) A mosaic of phenotypic variation in giant ragweed (Ambrosia trifida): local- and continental-scale patterns in a range-expanding agricultural weed. Evol Appl 11:995–1009
Hudon C, Gagnon P, Jean M (2005) Hydrological factors controlling the spread of common reed (*Phragmites australis*) in theSt. Lawrence River (Québec, Canada). Écoscience 12:347–357
Jayasankar S, Sudhakara K, Babu LC (2003) Provenance variation in growth, physiology, anatomical characteristics and Foliar Nutrient Status of Teak (tectona Grandis) Seedlings. J Trop for Sci 15:37–50
Kettenring KM, Mock KE (2012) Genetic diversity, reproductive mode, and dispersal differ between the cryptic invader, Phragmites australis, and its native conspecific. Biol Invasions 14:2489–2504
Kettenring KM, Whigham DF (2009) Seed viability and seed dormancy of non-native Phragmites australis in suburbanized and forested watersheds of the Chesapeake Bay, USA. Aquat Bot 91:199–204
Kettenring KM, Whigham DF (2018) The role of propagule type, resource availability, and seed source in Phragmites invasion in Chesapeake bay wetlands. Wetlands 38:1259–1268
Kettenring KM, McCormick MK, Baron HM, Whigham DF (2011) Mechanisms of phragmites australis invasion: feedbacks among genetic diversity, nutrients, and sexual reproduction. J Appl Ecol 48:1305–1313
Kettenring KM, de Blois S, Hauber DP (2012) Moving from a regional to a continental perspective of Phragmites australis invasion in North America. AoB Plants 2012:pls040
Kettenring KM, Whigham DF, Hazelton ELG, Gallagher SK, Weiner HM (2015) Biotic resistance, disturbance, and mode of colonization impact the invasion of a widespread, introduced wetland grass. Ecol Appl 25:466–480
Kettenring KM, Mock KE, Zaman B, McKee M (2016) Life on the edge: reproductive mode and rate of invasive Phragmites australis patch expansion. Biol Invasions 18:2475–2495
Kirk H, Paul J, Straka J, Freeland JR (2011) Long-distance dispersal and high genetic diversity are implicated in the invasive spread of the common reed, Phragmites australis (Poaceae), in Northeastern North America. Am J Bot 98:1180–1190
Kiviat E (2010) Phragmites management sourcebook for the tidal hudson river and northeastern states. Hudsonia Ltd, Annadale. https://doi.org/10.1.1.471.7523
Kulmatiski A, Beard KH, Meyerson LA, Gibson JR, Mock KE (2011) Nonnative Phragmites australis Invasion into Utah wetlands. Western North Am Naturalist 70:541–552
Lamarque LJ, Lortie CJ, Porté AJ, Delzon S (2015) Genetic differentiation and phenotypic plasticity in life-history traits between native and introduced populations of invasive maple trees. Biol Invasions 17:1109–1122
Lambert AM, Casagrande RA (2006) Distribution of native and exotic Phragmites australis in Rhode Island. Northeastern Naturalist 13:551–560
Lambert AM, Saltonstall K, Long R, Dudley TL (2016) Biogeography of Phragmites australis lineages in the southwestern United States. Biol Invasions 18:2597–2617
Lambertini C, Mendelssohn IA, Gustafsson MHG, Olesen B, Riis T, Sorrell BK, Brix H (2012) Tracing the origin of Gulf Coast Phragmites (Poaceae): a story of long-distance dispersal and hybridization. Am J Bot 99:538–551
Lambertini C, Sorrell BK, Riis T, Olesen B, Brix H (2012b) Exploring the borders of European Phragmites within a cosmopolitan genus. Aob Plants 2012:pls020
Larson DL, Galatowitsch SM, Larson JL (2011) Native and European haplotypes of Phragmites Australis (common Reed) in the Central Platte River, Nebraska. Great Plains Res 21:175–180
Lazaran MA, Bocetti CI, Whyte RS (2013) Impacts of phragmites management on marsh wren nesting behavior. Wilson J Ornithol 125:184–187
Leal-Sáenz A, Waring KM, Menon M, Cushman SA, Eckert A, Flores-Rentería L, Hernández-Díaz JC, López-Sánchez CA, Martínez-Guerrero JH, Wehenkel C (2020) Morphological differences in Pinus strobiformis Across Latitudinal and Elevational gradients. Frontiers in Plant Science 11:559697
Leck MA, Parker VT, Simpson RL (2008) Seedling Ecology and Evolution. Cambridge University Press
Lenth RV, Banfai B, Bolker B, Buerkner P, Giné-Vázquez I, Herve M, Jung M, Love J, Miguez F, Piaskowski J, Riebl H, Singmann H (2024) Emmeans: estimated Marginal Means, aka Least-Squares Means
Liu W, Maung-Douglass K, Strong DR, Pennings SC, Zhang Y (2016) Geographical variation in vegetative growth and sexual reproduction of the invasive Spartina alterniflora in China. J Ecol 104:173–181
Liu W, Zhang Y, Chen X, Maung-Douglass K, Strong DR, Pennings SC (2020) Contrasting plant adaptation strategies to latitude in the native and invasive range of Spartina alterniflora. New Phytol 226:623–634
Long AL, Kettenring KM, Hawkins CP, Neale CMU (2017) Distribution and drivers of a widespread, invasive Wetland Grass, Phragmites australis, in wetlands of the Great Salt Lake, Utah, USA. Wetlands 37:45–57
Lynch EA, Saltonstall K (2002) Paleoecological and genetic analyses provide evidence for recent colonization of native Phragmites australis populations in a Lake Superior Wetland. Wetlands 22:637–646
Magni C, Espinoza S, Poch P, Abarca B, Grez I, Martinez E, Yanez M, Santelices R, Cabrera A (2019) Growth and biomass partitioning of nine provenances of Quillaja saponaria seedlings to water stress. Southern Forests-A Journal of Forest SCience 81:103–109
Martina JP, Von Ende CN (2013) Increased spatial dominance in high nitrogen, saturated soil due to clonal architecture plasticity of

the invasive wetland plant, Phalaris arundinacea. Plant Ecology 214:1443–1453
Mauchamp A, Blanch S, Grillas P (2001) Effects of submergence on the growth of Phragmites australis seedlings. Aquat Bot 69:147–164
McAssey EV, Corbi J, Burke JM (2016) Range-wide phenotypic and genetic differentiation in wild sunflower. BMC Plant Biol 16:249
McCormick MK, Kettenring KM, Baron HM, Whigham DF (2010) Spread of invasive Phragmites australis in estuaries with differing degrees of development: genetic patterns, Allee effects and interpretation. J Ecol 98:1369–1378
Meyerson LA, Cronin JT (2013) Evidence for multiple introductions of Phragmites australis to North America: detection of a new non-native haplotype. Biol Invasions 15:2605–2608
Meyerson L, Lambert A, Saltonstall K (2010) A tale of three lineages: expansion of Common Reed (Phragmites australis) in the U.S. Southwest and Gulf Coast. Invasive Plant Sci Manage 3:515–520
Meyerson LA, Pergl J, Pyšek P (2014) Making waves about spreading weeds. Science 344:1236–1236
Milbau A, Vandeplas N, Kockelbergh F, Nijs I (2017) Both seed germination and seedling mortality increase with experimental warming and fertilization in a subarctic tundra. AoB Plants 9(5):plx040
Minchinton TE, Bertness MD (2003) Disturbance-mediated competition and the spread of Phragmites Australis in a Coastal Marsh. Ecol Appl 13:1400–1416
Mohl EK, McCall AC, Wood M, Sherman L, Reid MV, Saunders PA, Scanga SE, Danielson C, Fisher-Reid MC, Marella H, Garneau DE, Stack Whitney K, Cipollini K, Styrsky JN, Styrsky JD, Rasmussen S, Hopfensperger KN (2023) Common milkweed seeds exhibit latitudinal clines more consistent with adaptation to growing season length than temperature. Restor Ecol 31:e13878
Montgomery F, Reid SM, Mandrak NE (2020) Extinction debt of fishes in great lakes coastal wetlands. Biol Conserv 241:108386
Mozdzer TJ, Megonigal JP (2012) Jack-and-Master trait responses to elevated CO2 and N: a comparison of native and Introduced Phragmites australis. PLoS ONE 7:e42794
Mozdzer TJ, Zieman JC, McGlathery KJ (2010) Nitrogen Uptake by native and invasive temperate Coastal macrophytes: importance of dissolved Organic Nitrogen. Estuaries Coasts 33:784–797
Mozdzer TJ, Caplan JS, Hager RN, Proffitt CE, Meyerson LA (2016) Contrasting trait responses to latitudinal climate variation in two lineages of an invasive grass. Biol Invasions 18:2649–2660
Muff S, Nilsen EB, O'Hara RB, Nater CR (2022) Rewriting results sections in the language of evidence. Trends Ecol Evol 37:203–210
Mullins PH, Marks TC (1987) Flowering phenology and seed production of Spartina Anglica. J Ecol 75:1037–1048
Packer JG, Meyerson LA, Skálová H, Pyšek P, Kueffer C (2017) Biological Flora of the British Isles: Phragmites australis. J Ecol 105:1123–1162
Pers-Kamczyc E, Suszka J (2022) Long-term maternal fertilizer addition increased seed size but decreased germination capacity and offspring performance in Taxus baccata L. Forests 13:670
Pinheiro JP, Bates D, DebRoy S, Deepayan S, Heisterkamp S, Van Willigen B, Ranke J (2023) nlme: Linear and Nonlinear Mixed Effects Models
Price AL, Fant JB, Larkin DJ (2014) Ecology of native vs. Introduced Phragmites australis (Common Reed) in Chicago-Area wetlands. Wetlands 34:369–377
Pyšek P, Richardson DM (2007) Traits Associated with invasiveness in alien plants: where do we stand? In: Nentwig W (ed) Biological invasions. Springer, Berlin, Heidelberg, pp 97–125
Pyšek P, Richardson DM (2010) Invasive species, environmental change and management, and health. Annu Rev Environ Resour 35:25–55
Pyšek P, Jarošík V, Pergl J, Randall R, Chytrý M, Kühn I, Tichý L, Danihelka J, Chrtek J, Sádlo J (2009) The global invasion success of central European plants is related to distribution characteristics in their native range and species traits. Divers Distrib 15:891–903
Pyšek P, Skalova H, Čuda J, Guo W, Doležal J, Kauzal O, Lambertini C, Pyšková K, Brix H, Meyerson L (2019) Physiology of a plant invasion: biomass production, growth and tissue chemistry of invasive and native Phragmites australis populations. Preslia 91:51–75
R Core Team (2023) R: a language and environment for statistical computing. R Foundation for Statistical Computing, Vienna. https://www.R-project.org/
Ren L, Guo X, Liu S, Yu T, Guo W, Wang R, Ye S, Lambertini C, Brix H, Eller F (2020) Intraspecific variation in Phragmites australis: clinal adaption of functional traits and phenotypic plasticity vary with latitude of origin. J Ecol 108:2531–2543
Rickey MA, Anderson RC (2004) Effects of nitrogen addition on the invasive grass Phragmites australis and a native competitor Spartina pectinata pp 9
Robichaud CD, Rooney RC (2017) Long-term effects of a *Phragmites australis* invasion on birds in a Lake Erie coastal marsh. J Great Lakes Res 43:141–149
Roman AM, Truta AM, Viman O, Morar IM, Spalevic V, Catalina D, Sestras RE, Holonec L, Sestras AF (2022) Seed germination and seedling growth of Robinia pseudoacacia depending on the origin of different Geographic provenances. Diversity 14:34
Ronnenberg K, Hensen I, Wesche K (2011) Contrasting effects of precipitation and fertilization on seed viability and production of *Stipa krylovii* in Mongolia. Basic Appl Ecol 12:141–151
Saltonstall K (2002) Cryptic invasion by a non-native genotype of the common reed, Phragmites australis, into North America. Proc Natl Acad Sci 99:2445–2449
Saltonstall K, Court Stevenson J (2007) The effect of nutrients on seedling growth of native and introduced Phragmites australis. Aquat Bot 86:331–336
Saltonstall K, Lambert A, Meyerson LA (2010) Genetics and reproduction of common (Phragmites australis) and giant reed (Arundo donax). Invasive Plant Sci Manage 3:495–505
Saltonstall K, Lambert AM, Rice N (2016) What happens in Vegas, better stay in Vegas: Phragmites australis hybrids in the Las Vegas Wash. Biological Invasions 18:2463–2474
Samis KE, Stinchcombe JR, Murren CJ (2019) Population climatic history predicts phenotypic responses in novel environments for Arabidopsis thaliana in North America. Am J Bot 106:1068–1080
Seethepalli A, Guo H, Liu X, Griffiths M, Almtarfi H, Li Z, Liu S, Zare A, Fritschi FB, Blancaflor EB, Ma X-F, York LM (2020) RhizoVision Crown: an Integrated Hardware and Software platform for Root Crown phenotyping. Plant Phenomics (Washington, D.C.) 2020:3074916
Shearin ZRC, Filipek M, Desai R, Bickford WA, Kowalski KP, Clay K (2018) Fungal endophytes from seeds of invasive, non-native Phragmites australis and their potential role in germination and seedling growth. Plant Soil 422:183–194
Silliman BR, Bertness MD (2004) Shoreline development drives invasion of phragmites australis and the loss of plant diversity on New England salt marshes. Conserv Biol 18:1424–1434
Silvertown J (2008) The evolutionary maintenance of sexual Reproduction: evidence from the ecological distribution of asexual reproduction in clonal plants. Int J Plant Sci 169. https://doi.org/10.1086/523357
Simberloff D (2010) Charles Elton: neither founder nor Siren, but Prophet. In: Fifty years of Invasion Ecology. John Wiley & Sons, West Sussex, pp 11–24
Stevens CJ, Lind EM, Hautier Y, Harpole WS, Borer ET, Hobbie S, Seabloom EW, Ladwig L, Bakker JD, Chu C, Collins S, Davies KF, Firn J, Hillebrand H, Pierre KJL, MacDougall A, Melbourne

B, McCulley RL, Morgan J, Orrock JL, Prober SM, Risch AC, Schuetz M, Wragg PD (2015) Anthropogenic nitrogen deposition predicts local grassland primary production worldwide. Ecology 96:1459–1465

Theuerkauf SJ, Puckett BJ, Theuerkauf KW, Theuerkauf EJ, Eggleston DB (2017) Density-dependent role of an invasive marsh grass, Phragmites australis, on ecosystem service provision. PLoS ONE 12:e0173007

Tippery NP, Pesch JD, Murphy BJ, Bautzmann RL (2020) Genetic diversity of native and introduced Phragmites (common reed) in Wisconsin. Genetica 148:165–172

Tomassen HBM, Smolders AJP, Limpens J, Lamers LPM, Roelofs JGM (2004) Expansion of invasive species on ombrotrophic bogs: desiccation or high N deposition? J Appl Ecol 41:139–150

Torres BMJ, Cancino SJ, Hernández-Garay A, Pérez JP (2009) Efecto De La fertilización Nitrogenada Sobre El rendimiento y calidad de semilla de pasto guinea: Técnica Pecuaria en México. Técnica Pecuaria en México 47:69–78

Trebitz AS, Taylor DL (2007) Exotic and invasive aquatic plants in Great Lakes Coastal wetlands: distribution and relation to watershed land use and plant richness and cover. J Great Lakes Res 33:705–721

Tulloss EM, Cadenasso ML (2016) Using realistic nitrogen deposition levels to test the impact of deposition relative to other interacting factors on the germination and establishment of grasses in the California oak savanna. Plant Ecol 217:43–55

Vergeer P, Rengelink R, Ouborg NJ, Roelofs JGM (2003) Effects of population size and genetic variation on the response of Succisa pratensis to eutrophication and acidification. J Ecol 91:600–609

Wagner J, Lüscher A, Hillebrand C, Kobald B, Spitaler N, Larcher W (2001) Sexual reproduction of Lolium perenne L. and Trifolium repens L. under free air CO2 enrichment (FACE) at two levels of nitrogen application. Plant Cell Environ 24:957–966

Wang R, Tang F, Zhang S, Xu W, Zhang Y, Wang Y, Wang Y, Zhang B (2022) Effects of nitrogen application on seed yield, dry matter and nitrogen accumulation of siberian wildrye (Elymus sibiricus L). Notulae Botanicae Horti Agrobotanici Cluj-Napoca 50:12934–12934

Weber E, Schmid B (1998) Latitudinal population differentiation in two species of Solidago (Asteraceae) introduced into Europe. Am J Bot 85:1110–1121

White DA, Hauber DP, Hood CS (2004) Clonal differences in Phragmites australis from the Mississippi River Delta. Southeast Nat 3:531–544

Whyte RS, Bocetti CI, Klarer DM (2015) Bird assemblages in Phragmites dominated and non-phragmites habitats in Two Lake Erie Coastal Marshes. Nat Areas J 35:235–245

Wilcox KL, Petrie SA, Maynard LA, Meyer SW (2003) Historical distribution and abundance of *Phragmites australis* at Long Point, Lake Erie, Ontario. J Great Lakes Res 29:664–680

Withers PJA, Neal C, Jarvie HP, Doody DG (2014) Agriculture and Eutrophication: where do we go from Here? Sustainability 6:5853–5875

Xiao L, Hervé MR, Carrillo J, Ding J, Huang W (2019) Latitudinal trends in growth, reproduction and defense of an invasive plant. Biol Invasions 21:189–201

Zedler JB, Kercher S (2004) Causes and consequences of invasive plants in wetlands: opportunities, opportunists, and outcomes. Crit Rev Plant Sci 23:431–452. https://doi.org/10.1080/07352680490514673

Zhang H, Jennings A, Barlow PW, Forde BG (1999) Dual pathways for regulation of root branching by nitrate. Proc Natl Acad Sci USA 96:6529–6534

Zhang H, Rong H, Pilbeam D (2007) Signalling mechanisms underlying the morphological responses of the root system to nitrogen in Arabidopsis thaliana. J Exp Bot 58:2329–2338

Zhou L, Yu H, Yang K, Chen L, Yin W, Ding J (2021) Latitudinal and Longitudinal trends of seed traits indicate adaptive strategies of an invasive plant. Frontiers in Plant Science 12:657813

Publisher's Note Springer Nature remains neutral with regard to jurisdictional claims in published maps and institutional affiliations.